

EL PASO  **COUNTY**
COLORADO

EPCPULSE (2)



441 Completed Responses

0 Partial Responses



Respondent Variables

RV1

Email address

Answered: 441 Skipped: 0

Q1

Business Name

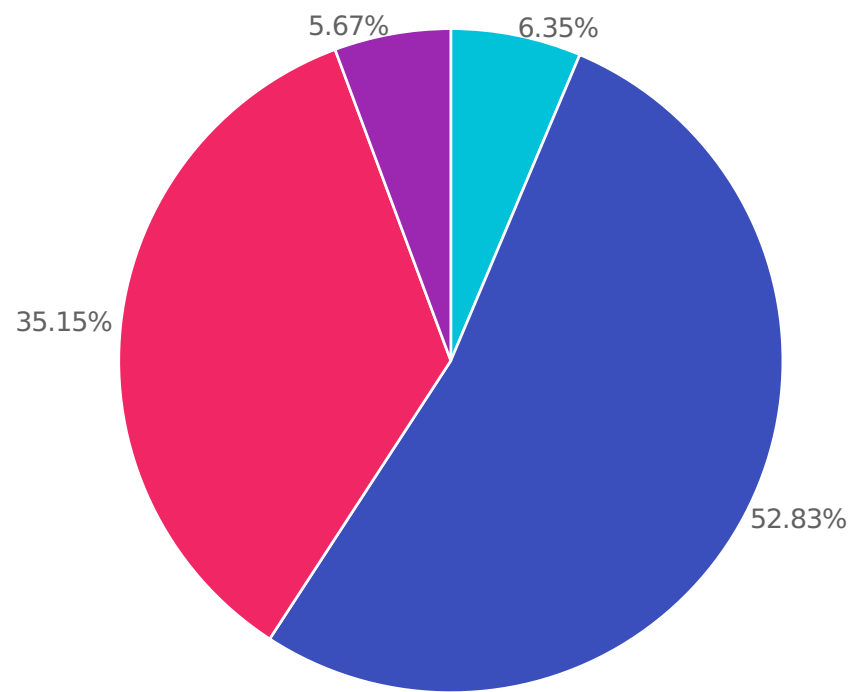
Answered: 441 Skipped: 0

On behalf of everyone in El Paso County we are grateful for our small business and nonprofits. In order to continue to find monetary and other means of support for our community's small businesses and nonprofits, we need your help answering a few simple questions.

Q2

Over the last 90 days how would you characterize the state of your business?

Answered: 441 Skipped: 0



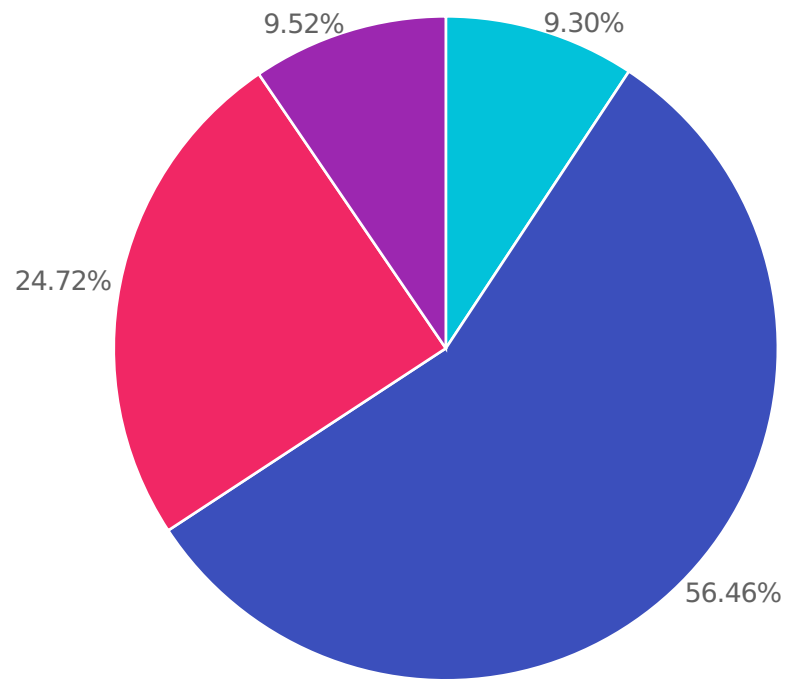
- Thriving
- Getting By
- Struggling
- Failing

Choices	Response percent	Response count
Thriving	6.35%	28
Getting By	52.83%	233
Struggling	35.15%	155
Failing	5.67%	25

Q3

Over the last 90 days how would you describe the situation related to your employees/staff?

Answered: 441 Skipped: 0



● Increased Staff/Employees

● No Change

● Decreased Staff/Employees

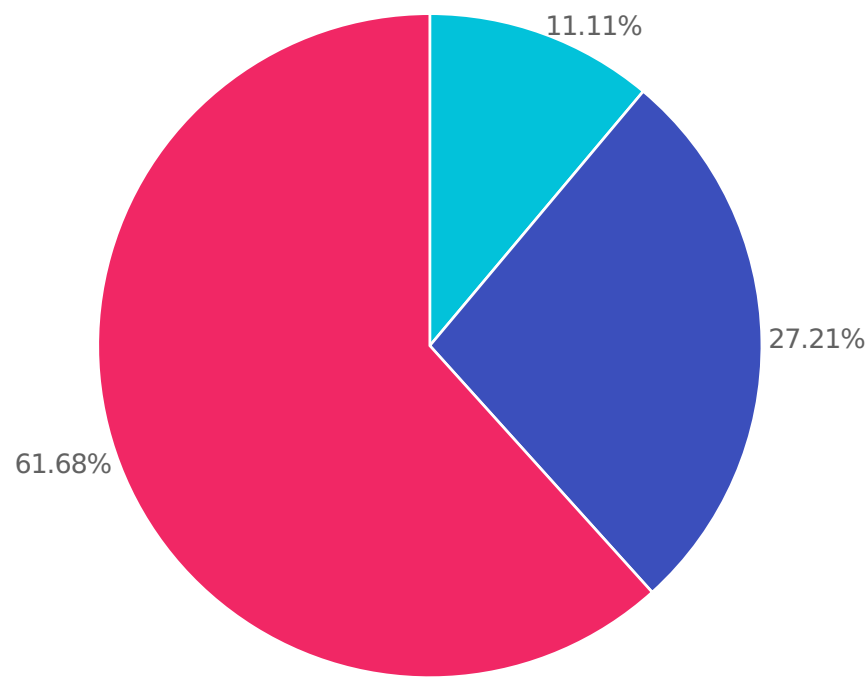
● N/A - Sole proprietor

Choices	Response percent	Response count
Increased Staff/Employees	9.30%	41
No Change	56.46%	249
Decreased Staff/Employees	24.72%	109
N/A - Sole proprietor	9.52%	42

Q4

Over the last 90 days how would you describe your business revenues?

Answered: 441 Skipped: 0



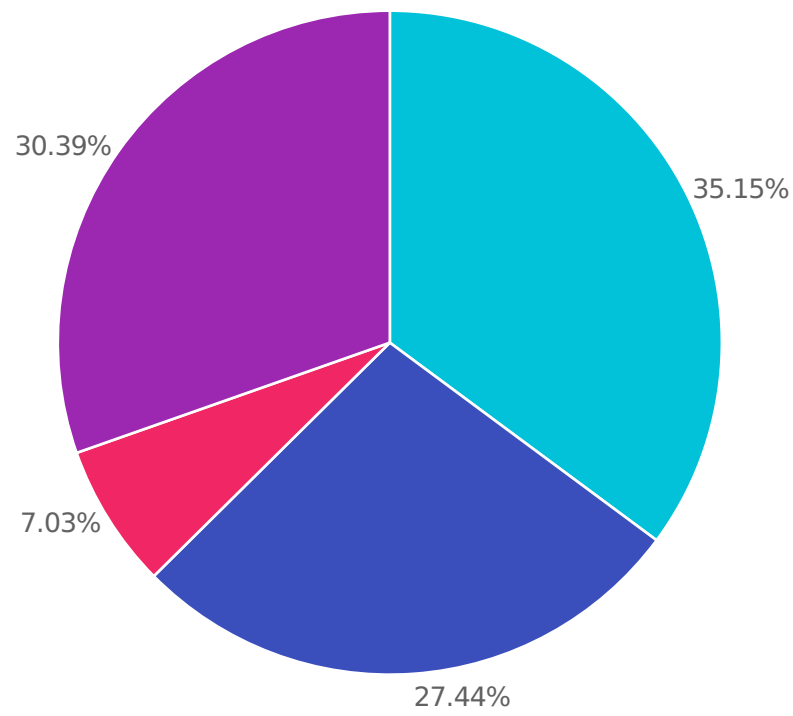
● Grew ● Stayed the same ● Decreased

Choices	Response percent	Response count
Grew	11.11%	49
Stayed the same	27.21%	120
Decreased	61.68%	272

Q5

In the last 90 days how has your overall credit card debt changed for your business?

Answered: 441 Skipped: 0



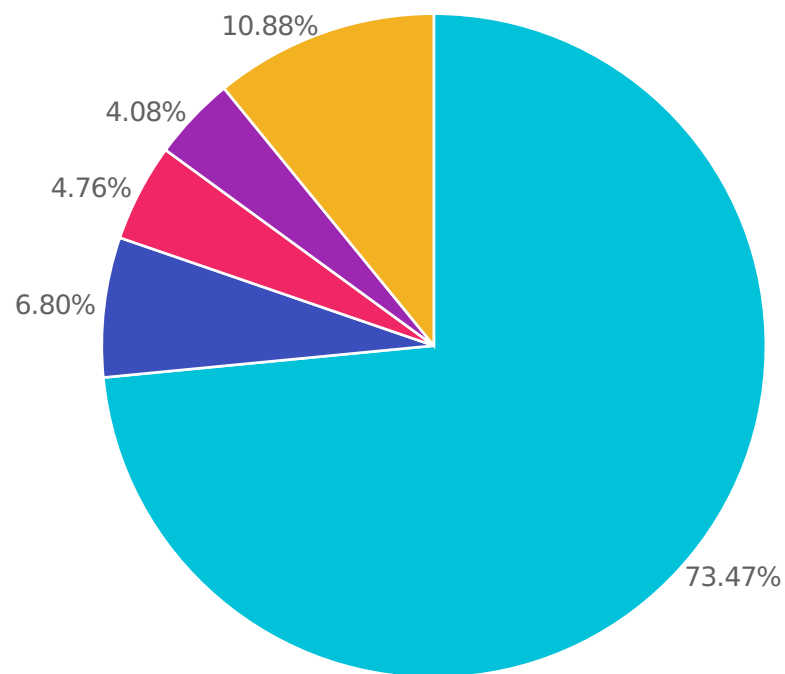
- No change
- Increased
- Decreased
- N/A - no credit card debt

Choices	Response percent	Response count
No change	35.15%	155
Increased	27.44%	121
Decreased	7.03%	31
N/A - no credit card debt	30.39%	134

Q6

What is your current situation related to business rent/lease/mortgage payments?

Answered: 441 Skipped: 0



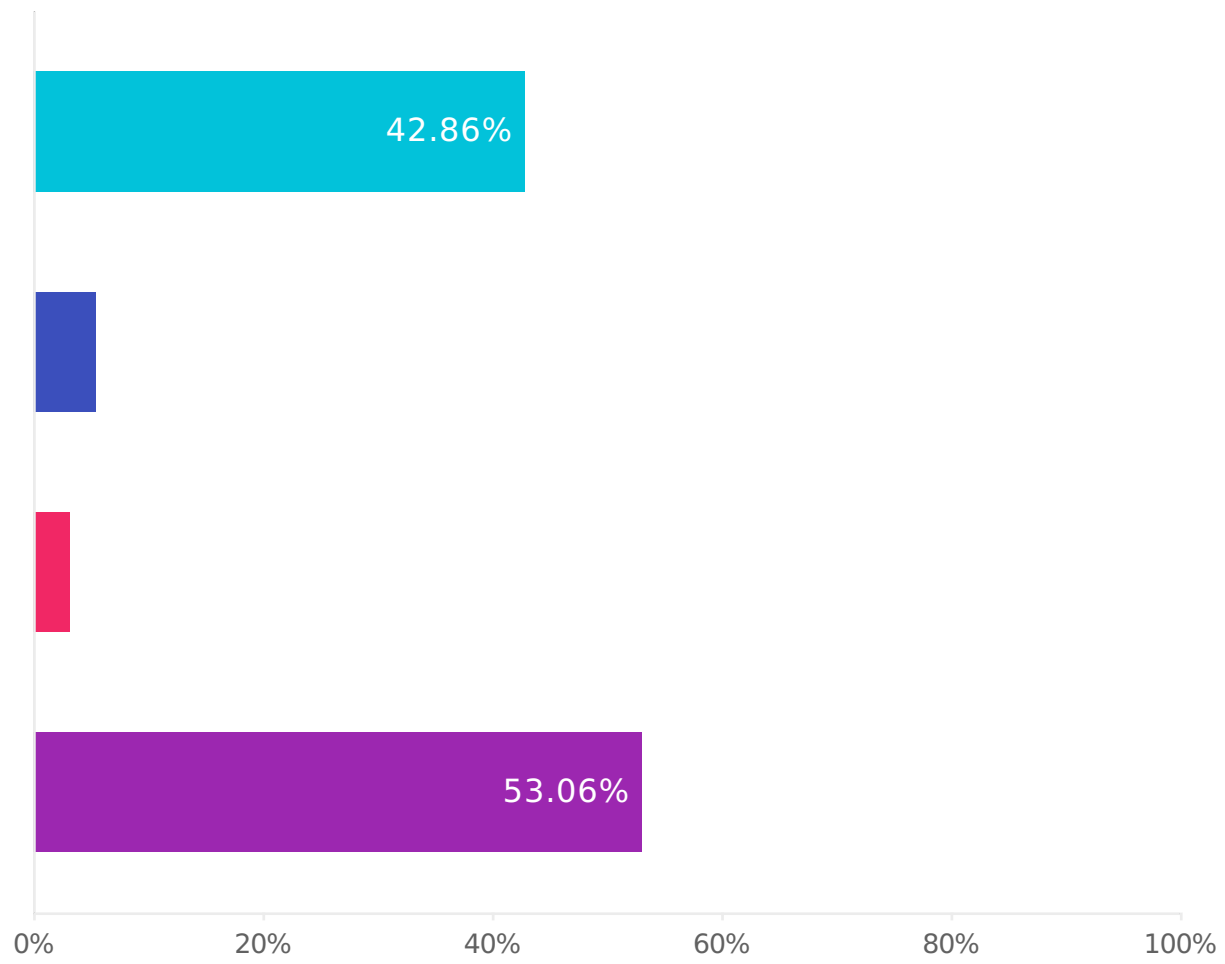
- Current
- Behind 1 Month
- Behind 2 to 3 Months
- Behind 3+ months
- Not applicable

Choices	Response percent	Response count
Current	73.47%	324
Behind 1 Month	6.80%	30
Behind 2 to 3 Months	4.76%	21
Behind 3+ months	4.08%	18
Not applicable	10.88%	48

Q7

In the last 90 days have you accessed any of the following types of NEW capital?

Answered: 441 Skipped: 0



● Grant

● Commercial Loan

● New Credit Cards

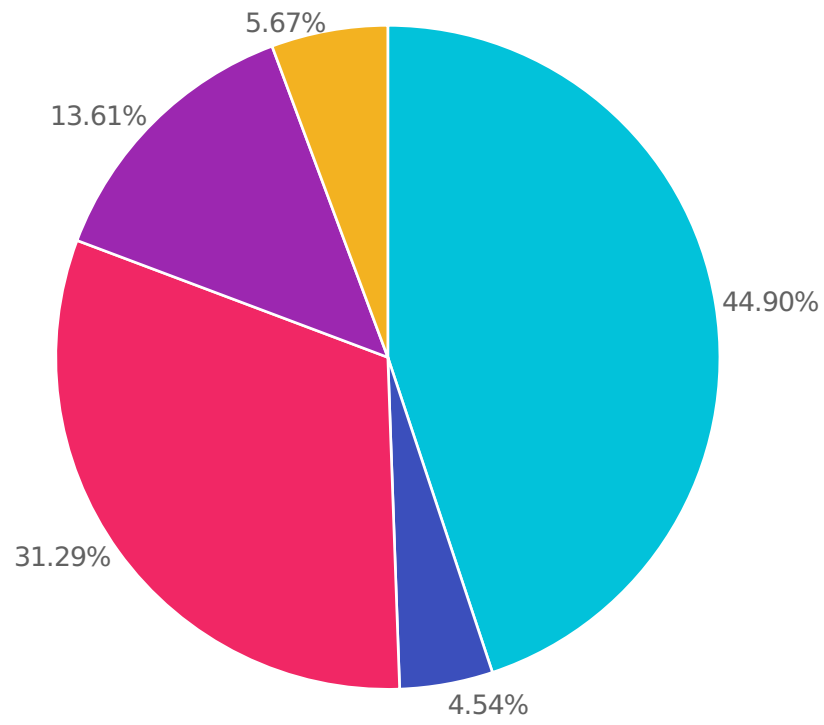
● None

Choices	Response percent	Response count
Grant	42.86%	189
Commercial Loan	5.44%	24
New Credit Cards	3.17%	14
None	53.06%	234

Q8

Given the current state of your business and COVID-19 how do you feel about your business prospects for the next 90 days ?

Answered: 441 Skipped: 0



- Uncertain
- Strongly positive
- Positive
- Negative
- Strongly negative

Choices	Response percent	Response count
Uncertain	44.90%	198
Strongly positive	4.54%	20
Positive	31.29%	138
Negative	13.61%	60
Strongly negative	5.67%	25

Q9

(Optional) - Other feedback you have for El Paso County related to your experience with the Regional Business Relief Fund Program?

Answered: 214 Skipped: 227